


# A first look at new expectations...

**A Parent's Guide to the  
Individual Student Report for  
Elementary and Middle School  
End-of-Grade Assessments**



Last spring, Gwinnett students joined students across Georgia in taking new state assessments called Georgia Milestones. Georgia Milestones took the place of the Criterion-Referenced Competency Tests (CRCT) that Georgia students previously took. This new comprehensive assessment system measures how well students have learned the knowledge and skills outlined in the state-adopted content standards for English Language Arts, Mathematics, Science, and Social Studies. Students in grades 3 through 8 took an End-of-Grade (EOG) assessment, while high school students took an End-of-Course (EOC) assessment for courses designated by the State Board of Education.





The higher bar for student proficiency set by Georgia Milestones is aimed at better preparing students for college and career and providing a more realistic picture of academic progress. As with any new assessment, we anticipate that scores will initially be lower than they will be in future years as students and teachers become more accustomed to the new test and its format. That is one reason why the results from this past year were not used to determine promotion. (Beginning in the 2015–16 school year, the results will be used to determine whether or not an elementary or middle school student is promoted to the next grade. Assessment results also factor in as 20% of a student’s grade in the high school courses tested.)

Just as the test was new for students, the Individual Student Report provided by the Georgia Department of Education is new for parents. This guide is designed to help you better understand the score report and your student’s achievement.

# Overall, how did my child do on the Georgia Milestones?





The Individual Student Report provides information on your student’s overall performance for the content areas tested at the end of the grade for grades 3–8.

## Your student's performance on the Georgia Milestones End-of-Grade Assessment for Grade 3

<b>1</b>	<b>CONTENT AREA</b>	<b>ENGLISH LANGUAGE ARTS</b>	<b>MATHEMATICS</b>	<b>SCIENCE</b>	<b>SOCIAL STUDIES</b>
<b>2</b>	<b>ACHIEVEMENT LEVEL</b>	<b>LEVEL 3 PROFICIENT LEARNER</b> 	<b>LEVEL 3 PROFICIENT LEARNER</b> 	<b>LEVEL 4 DISTINGUISHED LEARNER</b> 	<b>LEVEL 4 DISTINGUISHED LEARNER</b> 
<b>3</b>	<b>SCALE SCORE</b>	<b>545</b> Scale Score Range 525-580	<b>530</b> Scale Score Range 525-579	<b>611</b> Scale Score Range 566-695	<b>589</b> Scale Score Range 560-680

**1 CONTENT AREA:** This shows you the subject area(s) in which your child was tested.

**2 ACHIEVEMENT LEVEL:** The Milestones results are reported using four categories of achievement that are represented with bar stacks. In previous state tests, achievement was reported in three categories (Does Not Meet, Meets, and Exceeds). Under the new system of reporting, proficiency is the target.

 <b>Beginning Learner</b> <i>Student does not yet demonstrate proficiency</i>	<b>Beginning Learner:</b> These students <b>need substantial academic support</b> to be prepared for the next grade. (When these assessments are used to determine promotion, students in this level will not be promoted to the next grade.)
 <b>Developing Learner</b> <i>Student demonstrates partial proficiency</i>	<b>Developing Learner:</b> These students <b>need additional academic support</b> to ensure success in the next grade level.
 <b>Proficient Learner</b> <i>Student demonstrates proficiency</i>	<b>Proficient Learner:</b> These students are <b>prepared for the next grade level</b> and are considered to be on track for college and career readiness.
 <b>Distinguished Learner</b> <i>Student demonstrates advanced proficiency</i>	<b>Distinguished Learner:</b> These students are <b>well-prepared for the next grade level</b> and are well-prepared for college and career readiness.

**3 SCALE SCORE:** A scale score is the total number of correct answers converted to a consistent and standardized scale across different forms of the test. Within each range of scores, achievement will fall in one of four levels. The scale score range varies from subject to subject and grade to grade, based on the actual test.

# How do I read my child's English Language Arts (ELA) results?

## English Language Arts

Grade 3



4

Achievement Level		Domain Category	Performance	
✓ <b>Level 3: Proficient Learner</b>	<b>Scale Score</b>  <b>545</b>	<b>5 Reading and Vocabulary</b>	<b>Grade Level or Above</b>	
Proficient Learners demonstrate proficiency in the knowledge and skills necessary at this grade level/course of learning, as specified in Georgia's content standards. The students are prepared for the next grade level or course and are on track for college and career readiness.		<b>6 Writing and Language<sup>1</sup></b>	Extended Writing informational/explanatory essay score:	
			Idea Development, Organization and Coherence	<b>2 out of 4 points</b>
			Language Usage and Conventions	<b>2 out of 3 points</b>
			Narrative Writing Response score: <b>1 out of 4 points</b>	

**Standard Error of Measurement (SEM):** A scale score of **545** indicates your student's achievement on the day of testing. If your student were to take the same test again, it is likely that his or her score would be within the standard error of measurement range of **526-564**.

7

Comparison to the School, System, and State				
The school, system, and state bar graphs reflect the mean scale score for the group.				
Achievement Levels	Student	School	System	State
<b>Level 4: Distinguished Learner</b> Scale Score Range: 581-830				
<b>Level 3: Proficient Learner</b> Scale Score Range: 525-580	545	512	514	503
<b>Level 2: Developing Learner</b> Scale Score Range: 475-524				
<b>Level 1: Beginning Learner</b> Scale Score Range: 180-474				

- 4 This section gives a **summary** of your student's achievement in ELA.
- 5 This section details your student's performance on the **Reading and Vocabulary** portions of the test.
- 6 This section details your student's performance on the **Writing and Language** portions of the test.
- 6 This section shows how many points a student earned out of a total for the different components assessed in the essay.
- 7 The **Comparison** chart shows scale score ranges for each achievement level and how your student's score compares to averages for the school, the school district, and the state.

8

Your Student's Lexile Information		Leisure Reading: 730L-830L	
Lexile Measure: 830L	Lexile Range: 730L-880L	Suggested Titles	Author
The Lexile Framework® for Reading matches a student's reading ability with the difficulty of text material. When selecting books, it is important to consider that Lexiles do not address age-appropriateness, student interest, or text quality. Suggested titles are not necessarily endorsed by the Georgia Department of Education. Books within the student's Lexile range can be found at the local library or by using the Find-a-Book database at <a href="http://www.lexile.com">www.lexile.com</a> . For more information, visit <a href="http://www.gadoe.org/lexile.aspx">www.gadoe.org/lexile.aspx</a> .		Uncle Daney's Way	Haas, Jessie
		Art	Fine, Jill
		Outside and Inside Rats and Mice	Markle, Sandra
		Motivating Challenge: 830L-880L	
		Suggested Titles	Author
		The Outcasts of 19 Schuyler Place	Konigsburg, E. L.
		Who's Afraid of the Dark?	Bonsall, Crosby
		The Story of a Seagull and the Cat Who	Peden, Margaret Sayers; Sepulveda,
			Lexile
			730L
			780L
			820L
			840L
			860L
			880L

- 8 **Lexile information** measures a student's reading ability. Please note that when looking for suggested titles based on a lexile score, you should factor in a child's age and interests. Your child's teacher can provide additional age-appropriate suggestions to match and to stretch your child as a reader.

# How do I read my child's results in other subject areas?

## Mathematics

9

Grade 3

10



Achievement Level	
<input checked="" type="checkbox"/> <b>Level 3: Proficient Learner</b>	<b>Scale Score</b>  <b>530</b>
Proficient Learners demonstrate proficiency in the knowledge and skills necessary at this grade level/course of learning, as specified in Georgia's content standards. The students are prepared for the next grade level or course and are on track for college and career readiness.	

Domain Category	Performance
Operations and Algebraic Thinking	<input type="radio"/> Remediate Learning
Numbers and Operations	<input type="radio"/> Monitor Learning
Measurement and Data	<input type="radio"/> Monitor Learning
Geometry	<input type="radio"/> Monitor Learning

**Standard Error of Measurement (SEM):** A scale score of **530** indicates your student's achievement on the day of testing. If your student were to take the same test again, it is likely that his or her score would be within the standard error of measurement range of **518-542**.

Domain Mastery
<input type="radio"/> Remediate Learning <input type="radio"/> Monitor Learning <input checked="" type="radio"/> Accelerate Learning

**9** This section gives a **summary** of your student's achievement in the subject tested. In this example, it is a summary of Mathematics for a 3rd grader.

**10** The "**Domain Category**" is the area of focus tested in the subject area for a particular grade level, for example, Geometry in Mathematics, Geography in Social Studies, or Cells in Science.

**11** The "**Performance**" information lets you know how your student did in that area of focus. The level of fill in the circle indicates your child's level of mastery. For Mathematics, Science, and Social Studies, these results are reported as:

- Remediate Learning (lowest level of performance)
- Monitor Learning (acceptable level of performance)
- Accelerate Learning (highest level of performance)

Teachers will use this information to determine if a student needs additional time and opportunities to master a topic or if the student has mastered it and is ready to tackle more advanced concepts.

## What is the National Percentile?

The EOG assessment included a small number of questions in each content area that are used in assessments nationally. These items give a general snapshot of how a student's answers compare to a national sample. A better indicator to show how a student compares to peers nationally is the Iowa Tests (formerly ITBS), administered to Gwinnett's students in grades 2, 5, and 8.

Comparison to a National Sample of Students			
National Percentile		National Percentile Range	
Your student's performance can be compared to other students nationally in Reading. A subset of items in the End-of-Grade assessment is from <i>TerraNova</i> , a nationally normed achievement test.	<b>53</b>	A national percentile of 53 means that your student performed as well as or better than 53 percent of the national norming group. If the student were to take the test again, he or she would be expected to obtain a national percentile rank within the National Percentile Range.	<b>38-69</b>

# FAQs about the Georgia Milestones End-of-Grade Assessments

## How can I use the Individual Score Report to help my student?

Your student's score report provides information that describes how prepared he or she is to move on to the next grade level. In areas where your child did not demonstrate proficiency, you can ask your student's teacher to suggest ways that you can support your student. You also can ask what can be done at home to build on your child's strengths in those areas where he or she demonstrated grade-level proficiency or better.

## Where can I find more detailed information about Georgia Milestones?

For additional information, visit [testing.gadoe.org](http://testing.gadoe.org) and click on Georgia Milestones Assessment System.



**437 Old Peachtree Road, NW, Suwanee, GA 30024-2978**

**[www.gwinnett.k12.ga.us](http://www.gwinnett.k12.ga.us)**

**November 2015**